

## ELECTRODEPOSITION OF COPPER AND PRECIOUS METALS FROM WASTE SULFURIC ACID SOLUTION

Silvana B. Dimitrijevic<sup>1</sup>, Aleksandra T. Ivanovic<sup>1</sup>,  
Danijela B. Simonovic<sup>1</sup>, Zeljko J. Kamberovic<sup>2</sup>,  
Marija S. Korac<sup>2</sup>

<sup>1</sup> Institute of mining and metallurgy, Zeleni bulevar 35, 19210 Bor, Serbia

<sup>2</sup> TMF Belgrade, Karnegijeva 4, 11 000 Belgrade, Serbia

### ABSTRACT

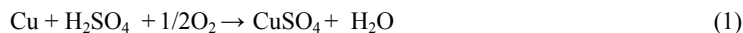
*The aim of this work was to determine the optimum parameters of electrochemical deposition of Cu, Rh, Pt and Pd from waste sulfur acid solution. These solutions are getting decopperizing anode slime from the electrolytic refining of anode with increased content of PGMs dilute sulfuric acid (5-10%) with the addition of oxidative agents. Experimental laboratory studies were performed at different current densities ( $135 \pm 5$ ,  $270 \pm 5$ ,  $405 \pm 5$  A/m<sup>2</sup>) on copper cathodes with insoluble lead anodes. At all current densities achieved are high efficiency of metal (from 99.72 to 99.99%).*

**Key words:** electrolytic deposition, metals, PGMs, insoluble lead anodes

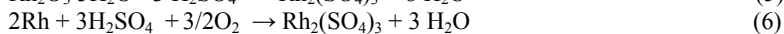
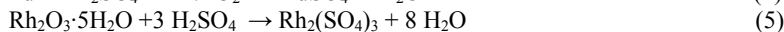
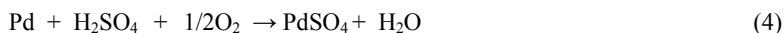
### 1. INTRODUCTION

Platinum group metals have become indispensable in many of today's key technologies: automotive catalysts, chemical and oil refining catalysts, electronics, electroplating, glass manufacturing, dental applications, fuel cells, high fashion jewelry and others [1].


Dissolution of copper is carried out according to the following reactions [2]:



According to the literature data, the platinum metals, generally, are not solvent in deluted sulfuric acid, experimentally it is possible to a certain low concentration: up to 0.001g/dm<sup>3</sup> for Pt, 0.015 g/dm<sup>3</sup> for Pd, while Rh concentration reaches 2 g/dm<sup>3</sup>. Dissolution of palladium and rhodium can be described by the following reactions [3,4,5]:



Platinum is slightly soluble only at elevated temperatures [6]:





To minimize the loss of platinum metals to less than 1% and carry out regeneration of copper, separation of these metals was accomplished by electrochemical deposition using copper cathode and insoluble lead anode. During the electrodeposition of copper and platinum metals from waste acidic solution from decopperization, the following reactions may occur [6]:

- **processes in solution:**



• **at the cathode:**



• **at the anode:**



## 2. EXPERIMENTAL PART

Electrodeposition experiments were performed in laboratory scaled electrolyzer. This apparatus consisted of electrochemical cell, dosing vessel and reservoir for electrolyte recirculation equipped with submersible pump and heater. A group of six copper cathodes and seven lead anodes, alternatively sorted, was housed in the electrolytic cell. The shape and dimensions of electrodes were identical and amounted 180x170mm, and the total cathode surface area on which metals were deposited, was 0.3672m<sup>2</sup>.

The experiments were performed at three different current densities, while the initial amount and chemical composition of waste solution, working temperature and rate of electrolyte circulation were the same in each experiment run. These parameters are listed below:

- Volume of waste solution: 47.7 dm<sup>3</sup>

- Chemical composition of waste solution (g/dm<sup>3</sup>):

Cu – 36.3564, Rh – 1.3041, Pt – 0.0036, Pd – 0.0111, H<sub>2</sub>SO<sub>4</sub> – 78.1504

- Operating temperature: 50 ± 2 °C

- Electrolyte circulation: 50 dm<sup>3</sup>/h

- Current density and cell voltage for each experiment:

First experiment: 405 ± 5 (A/m<sup>2</sup>); 3 ÷ 3.3 (V)

Second experiment: 270 ± 5 (A/m<sup>2</sup>); 2.6 ÷ 2.9 (V)

Third experiment: 135 ± 5 (A/m<sup>2</sup>); 2.1 ÷ 2.4 (V)

The content of copper in the solution before the electrodeposition was determined by electrogravimetry. Concentration of sulfuric acid was determined by volumetric neutralization method. Content of platinum metals before, during and after the electrodeposition, as well as copper content after electrodeposition, were determined using ICP-AES Inductively coupled plasma atomic emission spectrometer (model Spectro ciris visio).

## 3. RESULTAT AND DISCUSSION

Based on the obtained data on the concentrations of Cu, Rh, Pt, Pd and H<sub>2</sub>SO<sub>4</sub> in the electrolyte, during the experiments done at three different current densities, graphics are designed and shown in Figure 1 a), b), c), d), e).

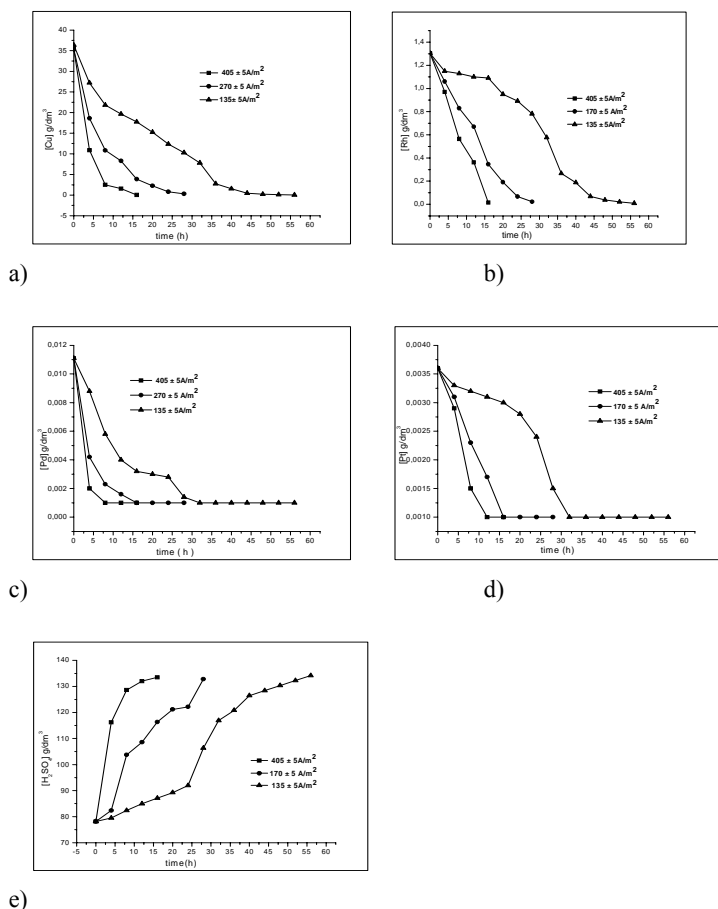


Figure 1. The change in the concentration of a) Cu, b) Rh, c) Pd, d) Pt, e)  $\text{H}_2\text{SO}_4$  in electrolyte vs duration of cathodic electrodeposition at three current densities:  $405 \pm 5 \text{ A/m}^2$ ,  $270 \pm 5 \text{ A/m}^2$ ,  $135 \pm 5 \text{ A/m}^2$ .

#### 4. CONCLUSION

Study presented in this paper, confirmed the possibility of platinum metals (Pt, Pd and Rh) and copper separation from waste sulphur-acid solution, by electrochemical deposition on copper cathodes. Thus obtained cathode deposit is returned to the pyro In spite of PGMs low concentration in this solutions (Rh –  $1.3041 \text{ g/dm}^3$ , Pt –  $0.0036 \text{ g/dm}^3$ , Pd –  $0.0111 \text{ g/dm}^3$ ), regarding their price and stringent regulations about discharging heavy metals into water courses, these amounts of PGMs are not negligible, particularly at high production in the electrolysis. Due to this fact, electrochemical treatment of these solutions, investigated in this work, is essential as well as cost effective. The results of electrodeposition experiments, done at three different current densities:  $405 \text{ A/m}^2$ ,  $270 \text{ A/m}^2$  and  $135 \text{ A/m}^2$ , indicate that described electrochemical process is most efficient at  $405 \text{ A/m}^2$ . Under the experimental conditions, achieved metal recovery were in range of  $99,72 \div 99,99\%$ .

#### 5. ACKNOWLEDGEMENTS

This research was performed in the frame of Project TR 34024 funded by the Ministry of science and technological development of Serbia. The authors are grateful for the financial support to the Ministry.

## 6. LITERATURE

- [1] C. Hagelüken, M. Buchert, P. Ryan, Materials Flow of Platinum Group Metals in Germany, 13th CIRP International Conference on Life Cycle Engineering, Leuven, Belgium, 2006. pp. 477 – 482
- [2] S. Dragulović, M. Dimitrijević, A. Kostov, S. Jakovljević, Recovery of platinum group metals from spent automotive catalyst, TMT, Istanbul, Turkey, 2008. pp. 1289 -1292.
- [3] Y. Kayanuma, T.H. Okabe, M. Maeda, Metal vapour treatment for enhancing the dissolution of Platinum group metals from automotive catalytic scrap, Metall. mater. trans. B, 35, 817-824, (2004)
- [4] S. Konetschink, D. Offenthaler, J. Antrekowitsch, J. Sitter, Recovery of PGMs from spent catalyst material with a new HCl- H<sub>2</sub>SO<sub>4</sub> leaching process, European Metallurgical Conference, Dusseldorf, Germany, 2007, vol.2, pp.679-690
- [5] Bonucci, J.A., Parker, P.D., Recovery of PGM from automobile catalytic converter, Precious Metals, Mining, Extraction and Processing, TMS-AIME 1984, pp. 463-482
- [6] M. A. Barakat, M.H.H. Mohmoud, Recovery of platinum from spent catalyst, Hydrometallurgy, 72, 179-184, (2004)
- [7] F. E.Bemish, The analytical chemistry of the noble metals; US Patent No 3,985,954 Recovery of Pt/Rh from car exhaust catalysts Pergamon Press, NY, (1966), p4